

**evolution<sup>®</sup>**

The Timber Alternative Collection

## CONTENTS

- 3 WELCOME TO EVOLUTION
- 6 STORM 2 WINDOWS
- 10 EVOLUTION FLUSH WINDOWS
- 14 COLOURS, BARS AND LEADS
- 16 WINDOW HANDLES
- 17 TECHNICAL DETAILS
- 18 ENERGY EFFICIENCY

## WELCOME TO EVOLUTION

Where tradition meets technology, you'll find Evolution at the forefront. Renowned for both innovation and style, Evolution's range of products are in a league of their own.

We have a successful history of merging modern design technology with the traditional styling and aesthetic of timber; to create a range of products that both look superb and perform at the highest level. We believe that this combination offers our customers the best of all worlds; handcrafted excellence sitting alongside state-of-the-art innovation.

We are also proud that our products are designed and manufactured in the UK.

With unrivalled energy-efficiency, exceptional weather proofing and low maintenance without compromising on quality and design, your search for the perfect solution for your home starts right now...







**evolution**<sup>®</sup>  
QUALITY. ASSURED.

## ABOUT **EVOLUTION** WINDOWS

At Evolution, we have always set out to be pioneers in modern window development and are widely considered to be the most innovative and quality driven company in the industry.

We strive to find the best balance between old and new and find that taking the best elements of each yields the most perfect results.

By taking traditional styling and bringing it into the 21st century, we manufacture products that fit today's busy lifestyles, allowing our customers to get the look they desire, as well as the practicality they need.



## ATTENTION TO **DETAIL**

Hand finished excellence comes as standard at Evolution.

We are proud that our team consists of highly skilled and experienced craftspeople who take pride in the products they make each day. It is also true that you will find more people than machinery in our factory.

Our team have learned and honed their trades over many years and all possess an excellent eye for detail. They challenge themselves to create the highest standard of products for our customers.

This expertise and dedication is what sets us apart from other window manufacturers, along with our passion for hand finished excellence.



Storm 2 white wood effect showcased by a beautiful modern property



# INTRODUCING storme2

## The most unique, advanced stormproof window

The Evolution Storm 2 timber alternative window range is the pinnacle of stormproof window design and technology.

Our Storm 2 window has taken inspiration from timber, giving it robust, yet beautiful styling as well as intricate detailing to joints and finishing touches.

This window is also highly energy efficient and comes with A+13 rating as standard. It can also be upgraded to triple glazing or be upgraded to include acoustic glass if soundproofing is important to you.

Storm 2 also has a host of practical features such as egress/easy clean hinges for easy cleaning, and easy fire escape. It has multi-point shoot bolt security locks and security bolts and claws fitted to the hinge side of all locking window sashes. We all know that nothing is more important than protecting your family's safety.

The Storm 2 range is a great choice for homes of all styles and ages. So if you are looking for good looks, energy efficiency and warmth then Storm 2 is the window for you.

# storme2

Our Storm 2 window has the depth and styling of a traditional timber window





Attention to the very last detail ensures every Storm 2 window has true timber proportions and aesthetics

# storme<sup>2</sup> FEATURES



Timber-Lock Joint is now available on all Evolution windows and doors

## Our Storm 2 window is packed full of features

- Beautiful timber styling throughout with hand-crafted joints
- Exquisite wood effect detailing across all of the frame
- Exceptional energy performance with A+13, 1.3u as standard
- Exceptionally low maintenance
- Greater glazed area allows more light into your home
- Over 200 colour options available in addition to our standard wood-effect finishes
- Solid looking cill proportions are similar to traditional timber windows (optional extra)
- High quality range of handles and working peg-stays available, all designed & manufactured in Great Britain
- Discreet trickle ventilation via our unique weather bar (optional extra)
- Multipoint shoot bolt locking
- Centre casement locking with opposing locks
- Lockable night vent facility



Deep timber proportioned cill (optional extra)



Concealed Head Ventilation (optional extra)



Working Peg Stay available in a variety of styles and colours (optional extra)





White Flush windows in a contemporary new build property

# flush

## RANGE

### Evolution Flush, the traditional window style.

The new Evolution Flush range showcases sleek window lines that fit flush into the window frame, unlike stormproof windows that overlap the frame. This gives the Flush window a simple and elegant aesthetic.


Originally, all windows were flush fitting, it was the main window style until modern windows were introduced. Until recently, flush fitting windows were only available in timber, so we challenged our innovation team to create a modern flush window, with stunning results.

Whilst Flush windows are still very popular in period homes and cottages, we are seeing increasing demand for their use in contemporary new homes and minimalist conversion properties due to those clean, sharp lines.

flush



Evolution Flush window with Timber-look Joint




We use egress/easy clean side hung hinges as standard



Flush fitting welded joints

## Key Features of the Flush range include:

- Beautiful timber styling throughout with hand-crafted joints
- Exquisite wood effect detailing across all of the frame
- Exceptional energy performance with A+11, I.3u as standard
- Exceptionally low maintenance
- Greater glazed area allows more light into your home
- Over 200 colour options available in addition to our standard wood-effect finishes
- Solid looking cill proportions are similar to traditional timber windows (optional extra)
- High quality range of handles and working peg-stays available, all designed & manufactured in Great Britain
- Discreet trickle ventilation via our unique weather bar (optional extra)
- Multipoint shoot bolt locking
- Centre casement locking with opposing locks
- Lockable night vent facility



Deep timber proportioned cill (optional extra)





## A PALETTE OF DISCOVERY KOLORBOND

Evolution offers 10 standard timber-effect finishes and 1 smooth gloss finish that suit a wide variety of houses.

Want even more choice?...

**Our Kolorbond system allows us to colour your windows and doors to over 200 RAL paint colours.**

The multitude of colour options and finishes from Evolution ensures you have a wide range of shades to choose from to achieve the perfect effect you desire for your property.



Traditional georgian bar windows with chrome window handles and peg stays

## GEORGIAN BARS & LEADED DELIGHTS

Evolution and traditional Georgian bar windows have always gone hand in hand. Since we started the company we have taken pride in our traditional hand-fixed Georgian bars, which are painstakingly applied by our skilled craftsmen.

We also offer a range of glass options, including coloured and leaded glass. Leaded glass is still very popular, especially for period properties as it helps to showcase the character of the property.



Georgian bar in close up



Traditional georgian bar windows showcased on a period property



# WINDOW HANDLES

Choices, choices.... We know that our customers are very particular and whilst some love to mix and match their window handles throughout their homes, other prefer to keep it consistent and use the same handles on all windows.

You can choose from various colours in our standard range, solid colour contemporary 360 or teardrop handles from the Ventiss range or the more traditional monkey tail or bulb end handles.

For the more adventurous, you'll love our mixed finish Ventiss Designer range where you can mix and match handle finishes. There are 5 colour combinations available in both the teardrop and 360 handle options to choose from. Many of our handles are available with matching working or decorative peg stays.

The majority of our handles and peg stays come with a 10 year warranty.

VENTISS  
TEARDROP DESIGNER



Also available in:

VENTISS  
360 DESIGNER



Also available in:

VENTISS  
TEARDROP SOLID



Also available in:

VENTISS  
TEARDROP DESIGNER



Also available in:

EVOLUTION  
MONKEY TAIL



Also available in:

EVOLUTION  
CURVE HANDLE



Also available in:

EVOLUTION  
STANDARD



Also available in:



AT HOME  
WITH  
**storme**  
AND  
**flush**



“We are delighted with our new windows. They are so elegant, it has given our house a facelift!”



Industry Standard Requirement  
Indicative U value = 2.0W/m²K

Typical FENSA Band



Our A Rated Specification  
Indicative U value = 1.3W/m²K

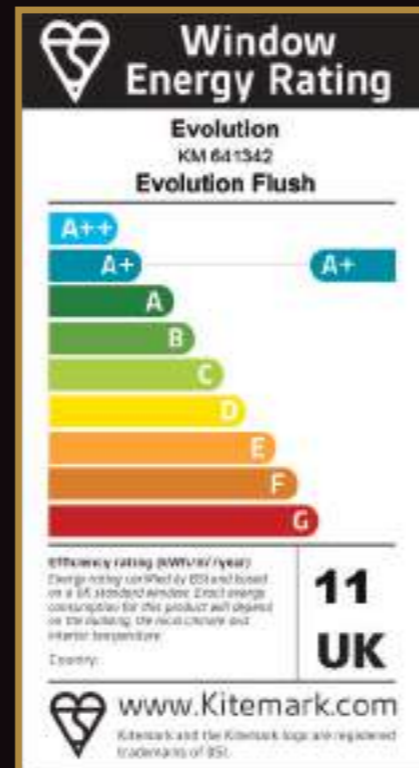
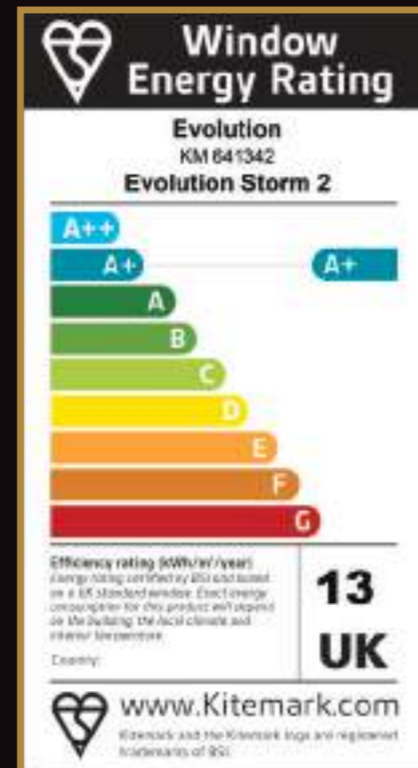
Evolution Band



# EXTREMELY ENERGY EFFICIENT

Did you know that over a third of heat can be lost from your home through inefficient windows? Evolution's window ranges have always been one of the most energy efficient choices available in the modern window marketplace. Both A+ rated as standard, the Storm 2 and Flush window ranges take energy efficiency to the highest level with double glazing to 28mm thickness.

The Storm 2 window range has a 1.3U value and is rated WER A+I3 as standard and the Flush range also has a 1.3U value and a rating of WER A+I1 as standard so you can be sure that choosing any windows from the Evolution range will keep your home lovely and warm in winter, cool in the summer and keep your bills to a minimum, knowing you are not wasting or losing energy.



# GLAZING OPTIONS FOR NOISE & EFFICIENCY

We know from talking to our customers that you are looking for the most energy efficient windows you can buy for your home. Our double glazed windows, our standard offering, are already highly energy efficient, however there are upgradeable options to make your new windows even more efficient.

## WHAT IS ACOUSTIC GLASS?

A key criteria for new windows is minimising sound. There is a comfort in knowing that when you close your windows you are closing out the outside world too. Therefore, we offer an acoustic glass option for both our Storm 2 and Flush window ranges that can reduce the external noise levels you hear inside your home by up to 30%.

In simple terms, acoustic glass is a laminated glass which has a noise reduction interlayer not found in standard double glazed units. This layer significantly reduces the amount of excess noise from external sources such as railway lines, roads, air traffic etc without compromising on light transmission or the energy performance of your windows.


If you value a peaceful life from external noise, this is definitely worth considering.

## TRIPLE GLAZING

Triple glazing of your Evolution windows would raise the energy rating on Storm 2 window to A+I4 and on Flush windows to A+I2, therefore both values represent a valuable energy saving. However, an even more important number to look at for energy efficiency is the U value.

A standard double glazed Storm 2 window has a U value of 1.3 but a triple glazed Storm 2 window has a U value of 1.1. What does this actually mean? Well this means that your window is 15% more efficient when triple glazed than double glazed in terms of heat loss.

For more details about either of these two options, please speak to your Evolution Retail Partner.







**evolution**<sup>®</sup>

[www.evolutionwindows.com](http://www.evolutionwindows.com)

© Evolution is a trading division of Masco UK Window Group Ltd