



SPITFIRE
DOORS

THE ART OF PERFECTION

S-200 SERIES

WELCOME TO SPITFIRE DOORS
THE WORLD'S MOST EXCLUSIVE
COLLECTION OF LUXURY ALUMINIUM
RESIDENTIAL ENTRANCE DOORS.

Our doors are works of art, hand-made exclusively for you by our team of highly skilled designers and craftspeople.

Our unique door collections exhibit an extraordinary investment in time, passion and craftsmanship. Our in-house designers are inspired by the potential they see in combining exclusive materials with simplistic engineering precision. Their intuitive creativity is manifested not only by their superb attention to detail but also by producing technically outstanding doors, that we guarantee will excel in all weather conditions, day after day, for decades.

In constructing World Class Aluminium entrance doors, our designers push the boundaries of what is possible and through their unbridled innovation we continue to challenge established protocols, whilst respecting the craft of our gifted assembly technicians.




THE ART OF PERFECTION

1654

"Design is not just what it looks like
and feels like. Design is how it works."
- Steve Jobs, co-founder of Apple, Inc.




"We carefully researched the market and concluded that it had to be a Spitfire Door. We are really delighted with our perfect door."
Dave in Derbyshire





“Being able to design our own front door provided the perfect finishing touch to our newly refurbished home”.
Georgina in Knutsford



DESIGN OPTIONS

Current trends are easily accommodated since our beautiful S-200 Series aluminium doors can be made on an imposing scale, up to 1150mm in width and an impressive 2250mm in height, plus toplights and sidelights!

In fact, with such an enormous range to choose from, including doors with sidelights, toplights, double doors and French doors, there's a Spitfire S-200 Series door to suit every kind of property, whatever your personal style and taste in décor.



"Simplicity is the ultimate sophistication."

- Leonardo da Vinci






“Secure, aesthetically stunning, inner and
outer porch doors for our peace of mind.”
Neil in Manchester





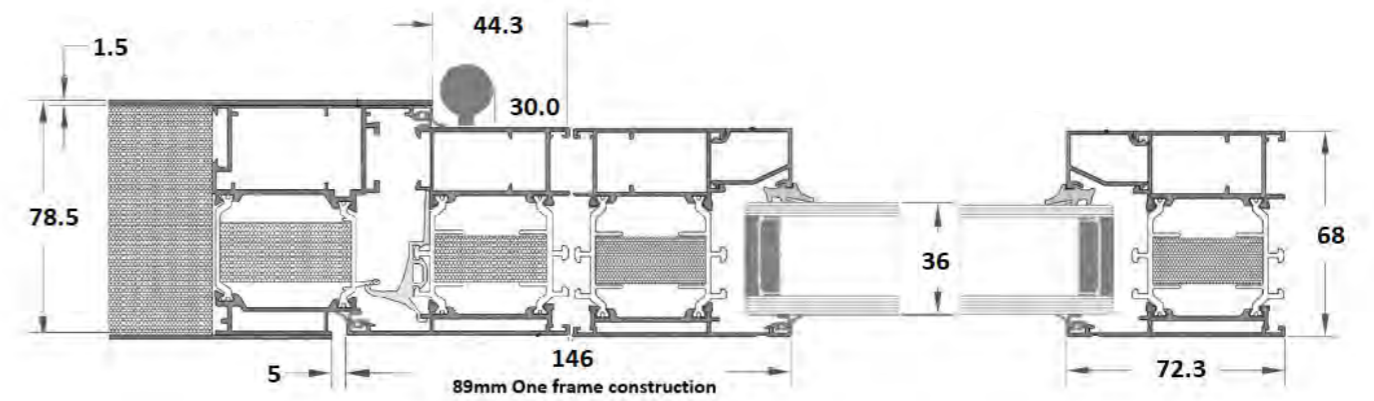

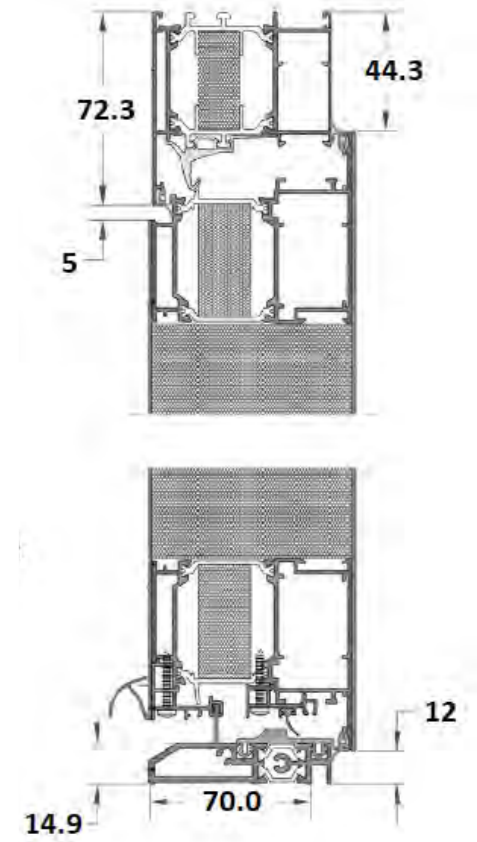
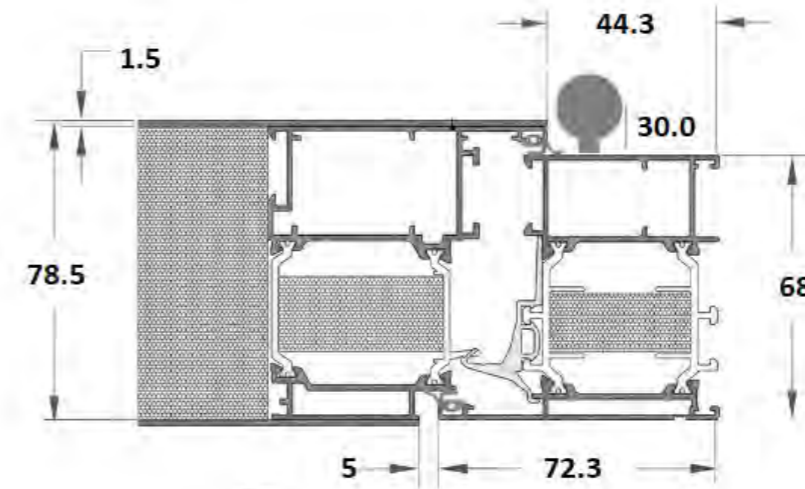
1654

“Once I discovered that Spitfire Aluminium Doors included a Day Latch option, I knew it was the door for me.”
Adnan in Wilmslow





S-200 SERIES UNIQUE CONSTRUCTION








Cylinder with steel guard



Barrel Hinge



Barrel Hinge



Hook lock

WINKHAUS ENTRYGUARD

A purpose designed extra locking system with integral guard bar. Far stronger than a flimsy door chain and can be left permanently engaged. Provides perfect peace of mind when answering the door.



AV3 LATCH

DAY LATCH OPTION
 At the flick of a switch, this device enables you to leave the door on the 'latch'. Simply flick the switch back and the door is totally secure again.



ENTRYGUARD



ENTRYGUARD ENGAGED




Square Pull Bar



Square Pull Bar



Round Pull Bar



Round Pull Bar



Internal Handle




Anthracite Grey Matt finish with steel inserts

Textured Anthracite Grey finish with CNC grooves

SPECIAL FINISHES

Select from a huge range of RAL colours, textured finishes, wood, corten and concrete effects.




T885 Carbon



T890 Corten



T905 Copper



T915 Ice Touch




T920 Concrete Dark




T925 Concrete Light

WOOD EFFECT FINISHES




T820



T830




T910



T630




T800




T900

“Life is about using the whole box of crayons.” – RuPaul



The colours shown are illustrative only.











INSTALLATION SERVICE

On receipt of your enquiry, we will immediately send it to your local Spitfire Doors Design Partner, who will liaise with you to discuss design options, specification criteria and the general suitability of the door for your home.

Our Design Partners are all privately owned companies, renowned for excellent customer service. They will install your Spitfire door and provide you with a caring and reliable after sales service.



To find the nearest showroom to you visit:
spitfiredoors.co.uk/spitfire-showrooms



If you are considering a Pivot Door, please check our website at www.spitfiredoors.co.uk or ask to see our Pivot Door brochure.

Pivot Door featured: Stunning black gloss laminated glass, bonded to the external face, Aluminium internal skin. LED backlit full length recessed handle externally. LED spotlights in back of sash.



S-200 SERIES



**SPITFIRE
DOORS**

June 2021